

C++20 Templates - The next level

Concepts and more



Andreas Fertig
<https://AndreasFertig.Info>
post@AndreasFertig.Info
[@Andreas_Fertig](https://twitter.com/Andreas_Fertig)

fertig
adjective /'fɛrtɪç/

finished
ready
complete
completed



Variadic template parameters of the same type

C++17 variant: `enable_if` to block instantiation.

```

1  template<typename T, typename... Ts>
2  constexpr inline bool are_same_v = std::conjunction_v<std::is_same<T, Ts>...>;
3
4  template<typename T, typename...>
5  struct first_arg {
6      using type = T;
7  };
8
9  template<typename... Args>
10 using first_arg_t = typename first_arg<Args...>::type;
11
```

```

1  template<typename... Args>
2  std::enable_if_t<are_same_v<Args...>, first_arg_t<Args...>>
3  Add(Args&&... args) noexcept
4  {
5      return (... + args);
6  }
```



Variadic template parameters of the same type

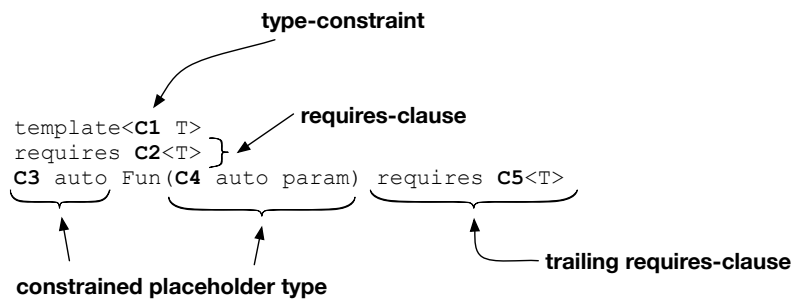
C++20 variant: `are_same_v` as requirement.

```

1  template<typename... Args>
2  A Requires-clause using are_same_v to ensure all Args are of the same type.
3  requires are_same_v<Args...>
4  auto Add(Args&&... args) noexcept
5  {
6      return (... + args);
7  }
```



Application areas for Concepts



There is more

- Currently `Add` only prevents

- A** mixed types.
- The current version of `Add` leaves a lot unspecified:
 - B** `Add` can nonsensically be called with only one parameter.
 - C** The type used in `Args` must support the `+` operation.
 - D** The operation `+` should be `noexcept` since `Add` itself is `noexcept`.
 - E** The return type of the operation `+` should match that of `Args`.



Requires-expression

Parameter list of the requires-expression.

```
requires(T t, U u)
{
  // some requirements
}
```

Body of the requires-expression

One or multiple requirements.

- Requires-clause (C3, C5) is a boolean expression. A requires-expression is more complicated. Hello, `noexcept`.
- We can see a requires-clause like an `if` that evaluates a boolean expression and a requires-expression returns such a boolean value.



Requirement kinds

- Simple requirement (SR)
- Nested requirement (NR)
- Compound requirement (CR)
- Type requirement (TR)



Simple requirement

- Checks whether an expression is valid and will compile.

```
1 requires(Args... args)
2 {
3   (... + args); C SR: args provides +
4 }
```

```
struct NoAdd{};
Add(NoAdd{}, NoAdd{}); C
```



Nested requirement

- Evaluates the boolean return value of an expression.

```
1 requires(Args... args)
2 {
3   (... + args); C SR: args provides +
4   requires are_same_v<Args...>; A NR: All types are the same
5   requires sizeof...(Args) > 1; B NR: Pack contains at least two elements
6 }
```

```
struct NoAdd{};
Add(NoAdd{}, NoAdd{}); C
Add(2, NoAdd{}); A
Add(2); B
```



Compound requirement

- Checks the return type of an expression. Can be recognized by the curly brackets and the trailing return type.

```

1 requires(Args... args)
2 {
3   (... + args);           C SR: args provides +
4   requires are_same_v<Args...>;   A NR: All types are the same
5   requires sizeof...(Args) > 1;   B NR: Pack contains at least two elements
6
7   D E CR: ...+args is noexcept and the return type is the same as the first argument type
8   // { (... + args) } noexcept;
9   // { (... + args) } -> same_as<first_arg_t<Args...>>;
10  { (... + args) } noexcept -> same_as<first_arg_t<Args...>>;
11 }

```

```

struct NoAdd{};
struct NotNoexcept { NotNoexcept& operator+(const NotNoexcept&); };
struct DifferentReturnType { int& operator+(const DifferentReturnType&) noexcept; };

```

```

Add(NoAdd{}, NoAdd{});   C
Add(2, NoAdd{});       A
Add(2);                B
Add(NotNoexcept{}, NotNoexcept{});   D
Add(DifferentReturnType{}, DifferentReturnType{});   E

```



Ad hoc constraints: requires requires

- The requirements are defined directly after the requires-clause (C2, C5).
- The first **requires** introduces the requires-clause, the second **requires** begins the requires-expression.
- First sign of a code-smell.

```

1 template<typename... Args>
2 requires requires(Args... args)
3 {
4   (... + args);
5   requires are_same_v<Args...>;
6   requires sizeof...(Args) > 1;
7   { (... + args) } noexcept -> same_as<first_arg_t<Args...>>;
8 }
9 auto Add(Args&&... args)
10 {
11   return (... + args);
12 }

```



Defining a concept

- Definition of a concept is *probably* better:

```

1 template<typename... Args>
2 concept Addable = requires(Args... args)
3 {
4     (... + args);
5     requires are_same_v<Args...>;
6     requires sizeof...(Args) > 1;
7     { (... + args) } noexcept -> same_as<first_arg_t<Args...>>;
8 };
9
10 template<typename... Args>
11 requires Addable<Args...>
12 auto Add(Args&&... args)
13 {
14     return (... + args);
15 }

```



Testing the created concept

```

1 // Class template stub to create the different needed properties
2 template<bool nexcept, bool operatorPlus, bool validReturnType>
3 struct Stub {
4     // Operator plus with controlled noexcept can be enabled
5     Stub& operator+(const Stub& rhs) noexcept(nexcept)
6         requires(operatorPlus && validReturnType)
7     { return *this; }
8
9     // Operator plus with invalid return type
10    int operator+(const Stub& rhs) noexcept(nexcept)
11        requires(operatorPlus && not validReturnType)
12    { return {}; }
13 };
14
15 // Create the different stubs from the class template
16 using NoAdd = Stub<true, false, true>;
17 using ValidClass = Stub<true, true, true>;
18 using NotNoexcept = Stub<false, true, true>;
19 using DifferentReturnType = Stub<true, true, false>;

```



Testing the created concept

```

1 A Assert, that mixed types are not allowed
2 static_assert(not Addable<int, double>);
3
4 B Assert that Add is used with at least two parameters
5 static_assert(not Addable<int>);
6
7 C Assert that type has operator+
8 static_assert(Addable<int, int>);
9 static_assert(Addable<ValidClass, ValidClass>);
10 static_assert(not Addable<NoAdd, NoAdd>);
11
12 D Assert that operator+ is noexcept
13 static_assert(not Addable<NotNoexcept, NotNoexcept>);
14
15 E Assert that operator+ returns the same type
16 static_assert(not Addable<DifferentReturnType, DifferentReturnType>);

```



Abbreviated function templates

C++17:

```

1 template<typename T>
2 void DoLocked(T&& f)
3 {
4     std::lock_guard lock{globalOsMutex};
5
6     f();
7 }

```



Abbreviated function templates

C++20:

```

1 void DoLocked(std::invocable auto&& f)
2 {
3     std::lock_guard lock{globalOsMutex};
4
5     f();
6 }

```

- **Note:** Functions with `auto` parameters are always templates!

Andreas Fertig
v2.0

C++20 Templates - The next level - Concepts and more

19

Error messages

```

1 template<typename T, typename U = void> A
2 struct is_container : std::false_type {};
3
4 template<typename T>
5 struct is_container<
6     T,
7     std::void_t<typename T::value_type, B
8                 typename T::size_type,
9                 typename T::allocator_type,
10                typename T::iterator,
11                typename T::const_iterator,
12                decltype(std::declval<T>().size()),
13                decltype(std::declval<T>().begin()),
14                decltype(std::declval<T>().end()),
15                decltype(std::declval<T>().cbegin()),
16                decltype(std::declval<T>().cend())>>
17 : std::true_type {};
18
19 struct A {};
20
21 static_assert(!is_container<A>::value); C
22 static_assert(is_container<std::vector<int>>::value);


```

Andreas Fertig
v2.0

C++20 Templates - The next level - Concepts and more

20





Error messages: Now helpful

```

1 template<typename T>
2 concept container = requires(T t)
3 {
4     typename T::value_type;
5     typename T::size_type;
6     typename T::allocator_type;
7     typename T::iterator;
8     typename T::const_iterator;
9     t.size();
10    t.begin();
11    t.end();
12    t.cbegin();
13    t.cend();
14 };
15
16 struct A {};
17
18 static_assert(not container<A>);
19 static_assert(container<std::vector<int>>);

```





C++20 non-type template parameters (NTPPs)

```
1 template<double D>
2 void Fun();
3
4 void Use()
5 {
6     Fun<+0.0>();
7     Fun<-0.0>();
8 }
```



C++20 NTTPs

C++20

```

1 template<typename CharT, std::size_t N>
2 struct fixed_string {
3     CharT data[N]{};
4
5     constexpr fixed_string(const CharT (&str)[N]) { std::copy_n(str, N, data); }
6 };
7
8 fixed_string fs{"Hello, C++20"};

```

Andreas Fertig
v2.0

C++20 Templates - The next level - Concepts and more

25

C++20 NTTPs

C++20

```

1 template<fixed_string Str> A Here we have a NTTP
2 struct FixedStringContainer {
3     B Use Str
4     void print() { std::cout << Str.data << '\n'; }
5 };
6
7 void Use()
8 {
9     C We can instantiate the template with a string
10    FixedStringContainer<"Hello, C++"> fc{};
11    fc.print(); D For those who believe it only if they see it
12 }

```

Andreas Fertig
v2.0

C++20 Templates - The next level - Concepts and more

26



Lambdas with a template-head

C++20

```

1 int main()
2 {
3     auto max = [](auto x, auto y) {
4         return (x > y) ? x : y;
5     };
6
7     max(2, 3);    // ok
8     max(2, 3.0); // not wanted
9 }

```



Andreas Fertig

C++20 Templates - The next level - Concepts and more

27

Lambdas with a template-head

C++20

```

1 int main()
2 {
3     auto max = []<typename T>(T x, T y)
4     {
5         return (x > y) ? x : y;
6     };
7
8     max(2, 3); // ok
9     // max(2, 3.0); // does not compile anymore
10 }

```



Andreas Fertig

C++20 Templates - The next level - Concepts and more

28



Lambdas with a template-head

```

1 auto lamb = [<typename T>(std::vector<T> t) {}];
2 std::vector<int> v{};
3
4 lamb(v);
5 // lamb(20);

```

```


1 auto lamb = [<size_t N>(std::array<int, N> x) {}];
2
3 std::array<int, 2> a{};
4
5 lamb(a);

```

}

I am Fertig.

C++20 Concepts Cheat Sheet



fertig.to/subscribe

Used Compilers & Typography

Used Compilers

- Compilers used to compile (most of) the examples.
 - g++ 11.1.0
 - clang version 13.0.0

Typography

- **Main font:**
 - Camingo Dos Pro by Jan Fromm (<https://janfromm.de/>)
- **Code font:**
 - CamingoCode by Jan Fromm licensed under Creative Commons CC BY-ND, Version 3.0 <http://creativecommons.org/licenses/by-nd/3.0/>



References

Images:

- 21: Franziska Panter
- 23: Franziska Panter
- 33: Franziska Panter



Upcoming Events

Talks

- *C++20 Templates - The next level: Concepts and more*, CPPP, December 01

Training Classes

- *C++ Clean Code - Best Practices für Programmierer*, golem Akademie, November 22 - 24

For my upcoming talks you can check <https://andreasfertig.info/talks/>.

For my courses you can check <https://andreasfertig.info/courses/>.

Like to always be informed? Subscribe to my newsletter: <https://andreasfertig.info/newsletter/>.



Andreas Fertig
v2.0

C++20 Templates - The next level - Concepts and more

33

About Andreas Fertig



Photo: Kristijan Matic www.kristijanmatic.de

Andreas Fertig, CEO of Unique Code GmbH, is an experienced trainer and lecturer for C++ for standards 11 to 20.

Andreas is involved in the C++ standardization committee, in which the new standards are developed. At international conferences, he presents how code can be written better. He publishes specialist articles, e.g., for iX magazine, and has published several textbooks on C++.

With C++ Insights (<https://cppinsights.io>), Andreas has created an internationally recognized tool that enables users to look behind the scenes of C++ and thus to understand constructs even better.

Before working as a trainer and consultant, he worked for Philips Medizin Systeme GmbH for ten years as a C++ software developer and architect focusing on embedded systems.



Andreas Fertig
v2.0

C++20 Templates - The next level - Concepts and more

34

